



TrueConf

Webinar :

TrueConf Server 4.5.0






11 AM UTC




March, 20

What is new in TrueConf?


New guest area

TrueConf   [Download](#) [Recommended equipment](#) 


Welcome to the video conferencing server guest page

 [Download app](#)


Download a client application to start video conferencing right away.

 [Schedule a conference](#)



Schedule video conferences and webinars to join via a link.

 [Contact your administrator](#)

If you experience any problems, please contact your administrator.

 [Connect to the conference](#)

If you know your conference ID, you can join the meeting in your browser.

 [Administrator login](#)  [Manual](#)

Server:

Powered by TrueConf Server [video conferencing software](#) version 4.5.0.15870. More at www.trueconf.com. © 2010-2020 TrueConf. All rights reserved.



Connecting to the conference via CID from the Guest Area of the TC Server

The screenshot displays the TrueConf server guest page. At the top, the TrueConf logo is on the left, and navigation links for 'Download' and 'Recommended equipment' are on the right. The main heading reads 'Welcome to the video conferencing server guest page' followed by 'NeoArk'. The page features several interactive elements: a 'Download app' button, a 'Schedule a conference' button, and a 'Contact your administrator' button. A central modal dialog box titled 'Connect to the conference' is open, prompting the user to 'Enter the ID of the conference you want to join:' with a text input field labeled 'CID' and a 'CONNECT' button. A red circle with the number '2' is positioned above the dialog box. A red circle with the number '1' is positioned above the 'Connect to the conference' button on the right, with a red arrow pointing from the button to the dialog box. At the bottom, there are links for 'Administrator login' and 'Manual'. The footer contains server information and copyright details.

TrueConf

Welcome to the video conferencing server guest page
NeoArk

Download app

Download a client application to start video conferencing right away.

Schedule a conference

Schedule video conferences and webinars to join via a link.

Contact your administrator

If you experience any problems, please contact your administrator.

Connect to the conference

Enter the ID of the conference you want to join:

CID

CONNECT

Connect to the conference

If you know your conference ID, you can join the meeting in your browser.

Administrator login

Manual

Server: [redacted]

Powered by TrueConf Server video conferencing software version 4.5.0.15870. More at www.trueconf.com.

© 2010-2020 TrueConf. All rights reserved.

Set up audio and video
to connect to the conference



Your devices are set up correctly.

CONNECT

Hardware
test screen
before
joining the
conference
via WebRTC




TrueConf

Personal area

TrueConf Server

Main

Taylor Harding  ▼

[Home](#)


CONFERENCES

- Meetings
- Virtual rooms
- Templates

Contacts

[Download the application](#)


[Go to the guest page](#)

 Taylor Harding
kurt@

[FEATURES](#) [PROFILE SETTINGS](#)


Today's events

Meetings [+ NEW CONFERENCE](#)






NO SCHEDULED CONFERENCES

[ALL CONFERENCES](#)

Virtual rooms [+ NEW ROOM](#)


NO ROOMS

Your account permissions

-  Make calls
-  Create conference
-  Add contacts
-  Use collaboration tools

New "Help" section TrueConf Server User Guide

Table of contents TrueConf Documentation Knowledge Base Languages

- Installation and initial setup
 - System requirements for TrueConf Server
 - Installation
 - Registration process
 - Offline registration
 - Administering the server
 - Changing the registration key
 - Server status
 - Server log
 - Configuring preferences
 - Adding users
 - Where can I find client applications
 - How to connect client application to TrueConf Server

TrueConf Server comprises a number of components:

- TrueConf Server system services
- Administrator control panel
- Security admin personal area
- User's personal area
- Guest page.

TrueConf Server system services


This component is a video conferencing server itself. It gets installed as Windows operating system service and provides:

- endpoints authentication and authorization
- support for multi-point video conferences and point-to-point video calls
- events logging (calls history, usage statistics and chat messages)
- traverse NAT and proxy servers to connect endpoints
- scalable video coding (SVC) manipulations to media streams
- transcoding for third-party protocols and systems (SIP, H.323, RTSP, WebRTC and Skype for Business)
- communication with remote federated servers.

Administrator control panel

This component is used to control and modify TrueConf Server configuration during its operation. The control panel provides the following capabilities:

- launching and installing the server (as well as monitoring its current state)
- viewing server reports (log files) and all user actions (call history, message history, connection history, etc.)
- setting conference recording and viewing the records
- managing user accounts and their personal settings (as well as combining users into groups with similar settings)
- conference scheduling



TrueConf Server

UltraHD meeting server with powerful integration and collaboration capabilities.

[→ Administrator Guide](#) [→ User Guide](#)

<h3>No Internet Connection Required</h3> <p>By deploying TrueConf Server on-premises in your company's network, you gain complete control over your communications without the need for an Internet connection. On top of that, we guarantee complete interoperability with all modern VPN encryption solutions.</p>	<h3>Up to 250 Participants in a Single Conference</h3> <p>Using our role-based conference mode, you can put hundreds of users together in a single conference where each participant can be assigned as one of 6 Speakers by the conference Owner. All other participants can give feedback using audio replies and chat.</p>	<h3>Video Conference Streaming</h3> <p>With TrueConf Server you can stream your video conferences via RTSP protocol to streaming servers or CDN services and expand your audience to millions of viewers.</p>
<h3>Your Own Webinar Server</h3> <p>Schedule your meetings and hold webinars with TrueConf! When you create a conference, you can set the time for it to start, select the desired participants, and enable or disable access for guest users. Even mobile users are guaranteed to join your meeting.</p>	<h3>Complete Interoperability with H.323/SIP Endpoints</h3> <p>By default, the built-in gateway features complete integration with third-party video conferencing endpoints and MCUs via SIP or H.323. All you have to do is register your existing VC equipment on TrueConf Server and call those endpoints like regular users.</p>	<h3>100% Compatibility with Telephony Devices and Software</h3> <p>You can call or invite VoIP devices registered on TrueConf Server, as well as PBX or PSTN subscribers to conferences – just like regular users.</p>

Table of contents TrueConf Documentation Knowledge Base Languages

- Connecting to TrueConf Server
 - TrueConf client application features
 - Where to find client applications
 - Platforms supported by TrueConf client applications
 - How to connect client applications to TrueConf Server
 - How to update client applications
 - Call string formats
 - Calling a TrueConf Server user
 - Connecting to a conference
 - Calling SIP endpoints
 - Calling mobile phones and landlines
 - Calling H.323 endpoints
 - Calling RTSP endpoints

Connecting to TrueConf Server

To use the video conferencing system, you have to install one of TrueConf client applications on your device.

TrueConf client application features

Our client applications enable you to:

- Log in as a TrueConf Server user
- Browse your address book and user groups
- Set personal preferences
- Make calls, create or join conferences
- Collaborate and vote during conferences
- Share your screen or show slides during a conference
- Select video layouts during conferences
- Exchange files and text messages with other users
- View chat and call history
- Select peripherals (e.g. microphone and camera)
- Enable echo cancellation, noise reduction and automatic gain control.



- Increased number of speakers in role-based conference up to 36
- Increased max number of participants in role-based conference up to 800 (if there is 1 speaker)

<p>Conference mode</p> <p><input type="radio"/> Symmetric (36x36) All participants can hear and see each other</p> <p><input type="radio"/> Asymmetric (1x36) The moderator can see all the participants, while participants can see only the moderator</p> <p><input checked="" type="radio"/> Role-based (36x60) All participants can see only the speakers. To become a speaker, a participant has to be approved by moderators.</p> <p>Number of speakers: — 36 +</p> <p>CANCEL OK</p>	<p>Conference mode</p> <p><input type="radio"/> Symmetric (36x36) All participants can hear and see each other</p> <p><input type="radio"/> Asymmetric (1x36) The moderator can see all the participants, while participants can see only the moderator</p> <p><input checked="" type="radio"/> Role-based (1x800) All participants can see only the speakers. To become a speaker, a participant has to be approved by moderators.</p> <p>Number of speakers: — 1 +</p> <p>CANCEL OK</p>
--	---



Conference Help

General Participants (5) **Layout** Advanced

Select the layout:
Beth Ann Stanton REMOVE + ADD

Select the layout type

Select the number of video windows
5

Add content window

Preview video windows
Move a video window to change window order in the layout, double click to set/discard a priority window FULL SCREEN

AUTO-FILL LAYOUT CLEAR ALL VIDEO WINDOWS

User name location at the video window
At the top

Do not allow users to change the layout

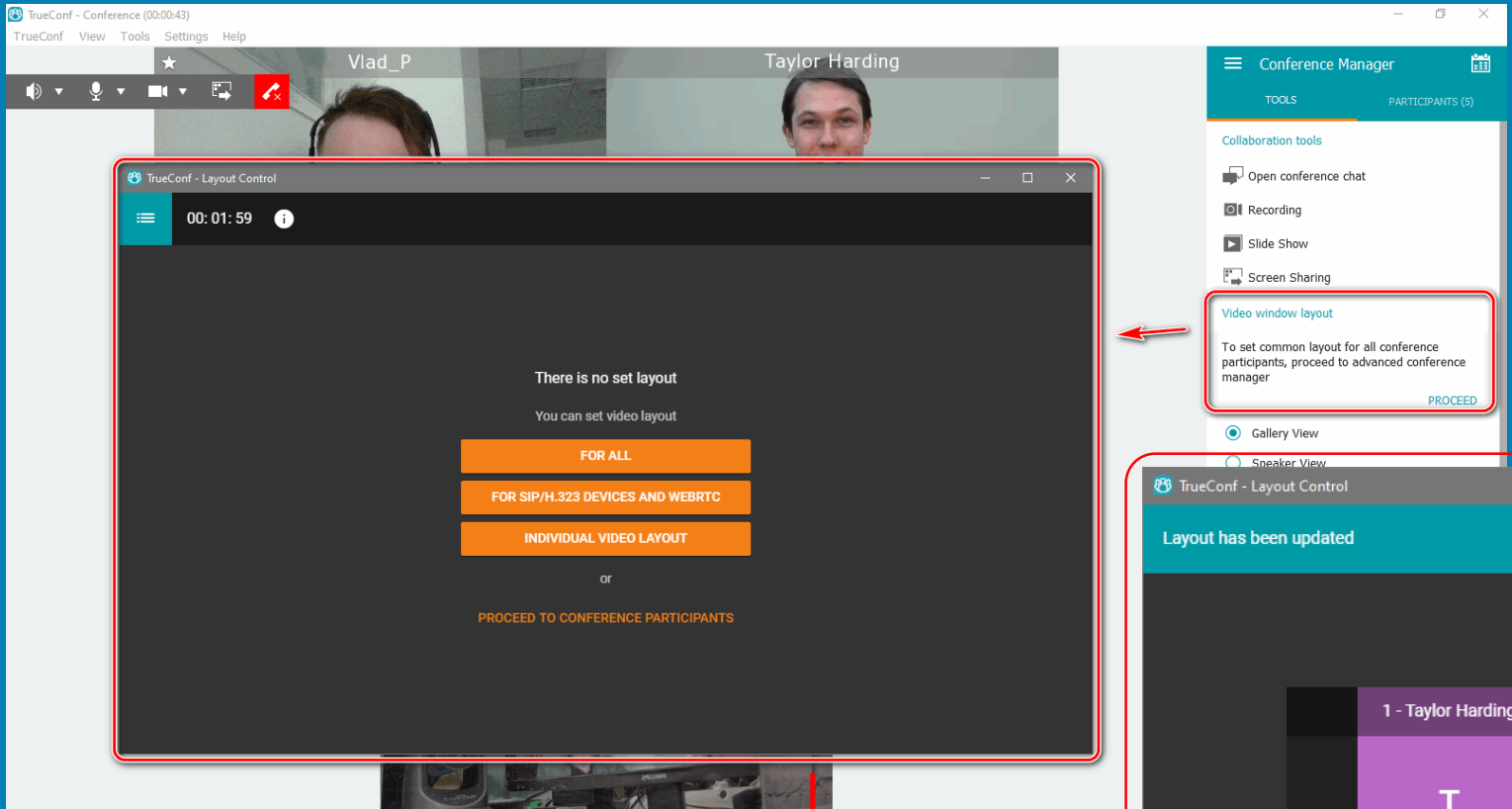
Save as a template

CANCEL CREATE

TrueConf Server v4.5.0.15870 © 2010-2020 TrueConf. All rights reserved.

Layout setting during creating a conference





TrueConf - Conference (00:00:43)

TrueConf View Tools Settings Help

Vlad_P Taylor Harding

00: 01: 59

There is no set layout

You can set video layout

FOR ALL

FOR SIP/H.323 DEVICES AND WEBRTC

INDIVIDUAL VIDEO LAYOUT

or

PROCEED TO CONFERENCE PARTICIPANTS

Conference Manager

TOOLS PARTICIPANTS (5)

Collaboration tools

- Open conference chat
- Recording
- Slide Show
- Screen Sharing

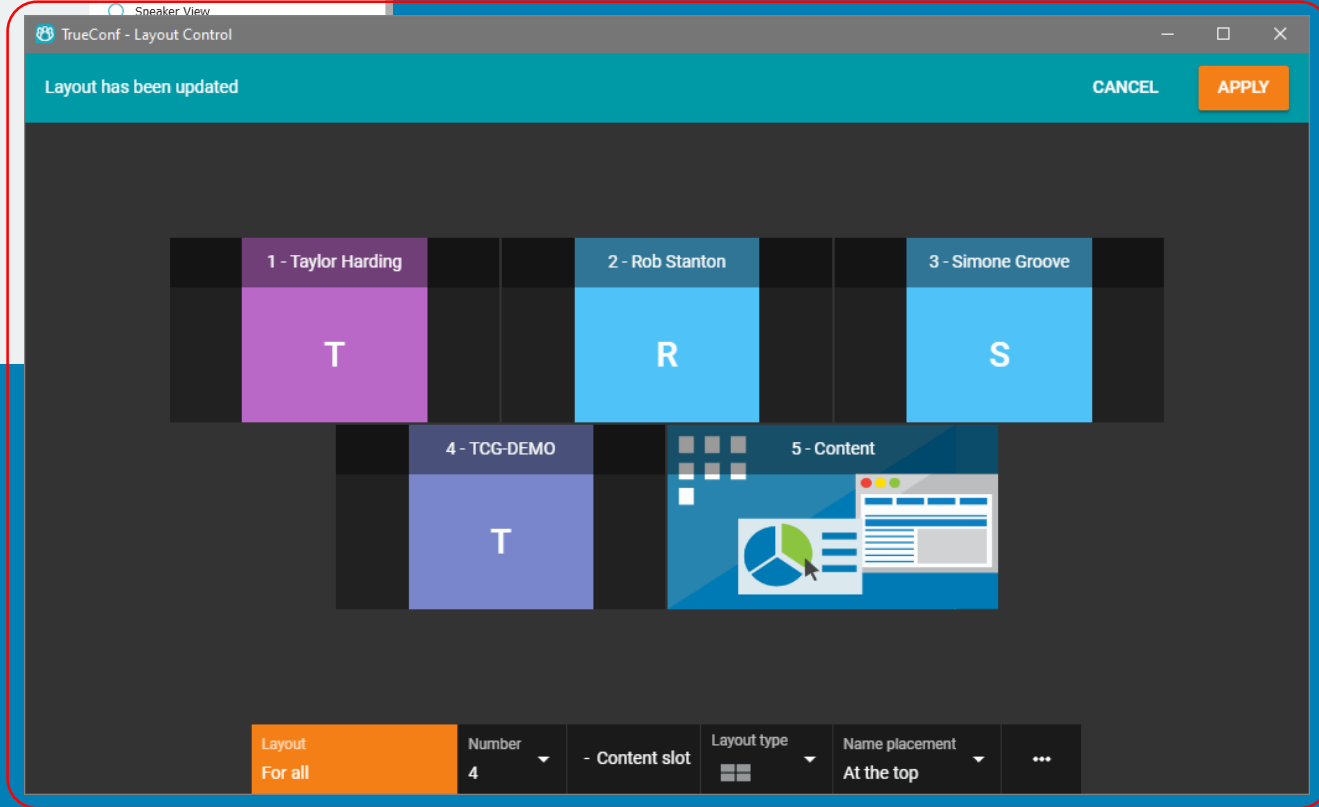
Video window layout

To set common layout for all conference participants, proceed to advanced conference manager

PROCEED

Gallery View

Speaker View



Layout has been updated

CANCEL APPLY

1 - Taylor Harding

2 - Rob Stanton

3 - Simone Groove

4 - TCG-DEMO

5 - Content

Layout For all

Number 4

- Content slot

Layout type

Name placement At the top

Real-time layout setting



Server status: **running, registered**

System

TrueConf

Dashboard
Summary
Settings
Network
Network Settings
SMTP
Federation
Gateways
SIP
H.323
Transcoding
Web
Settings
Security
HTTPS
Users
User Accounts
Groups
Aliases
LDAP / Active Directory
Group Conferences
Conferences
Templates
Streaming
API
OAuth2
Reports
Events
Call History

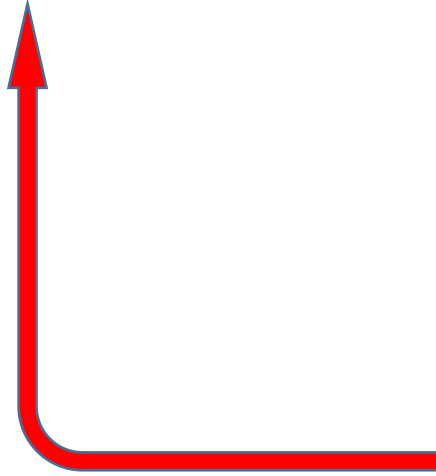
Conference List

Create

Topic ↓	Start time	Owner	Mode	Type	CID	Information
Unplanned Meeting	Without sche...	Simone Groove	Symmetric	🔒	\c\606587132...	Participants (0/0)

Total: 6

TrueConf Server v4.5.0.15870 , © 2010-2020 TrueConf. All rights reserved.



TrueConf - Conference (00:00:07) <Unplanned Meeting>

TrueConf View Tools Settings Help

★ Simone Groove

Beth Ann Stanton

Rob Stanton

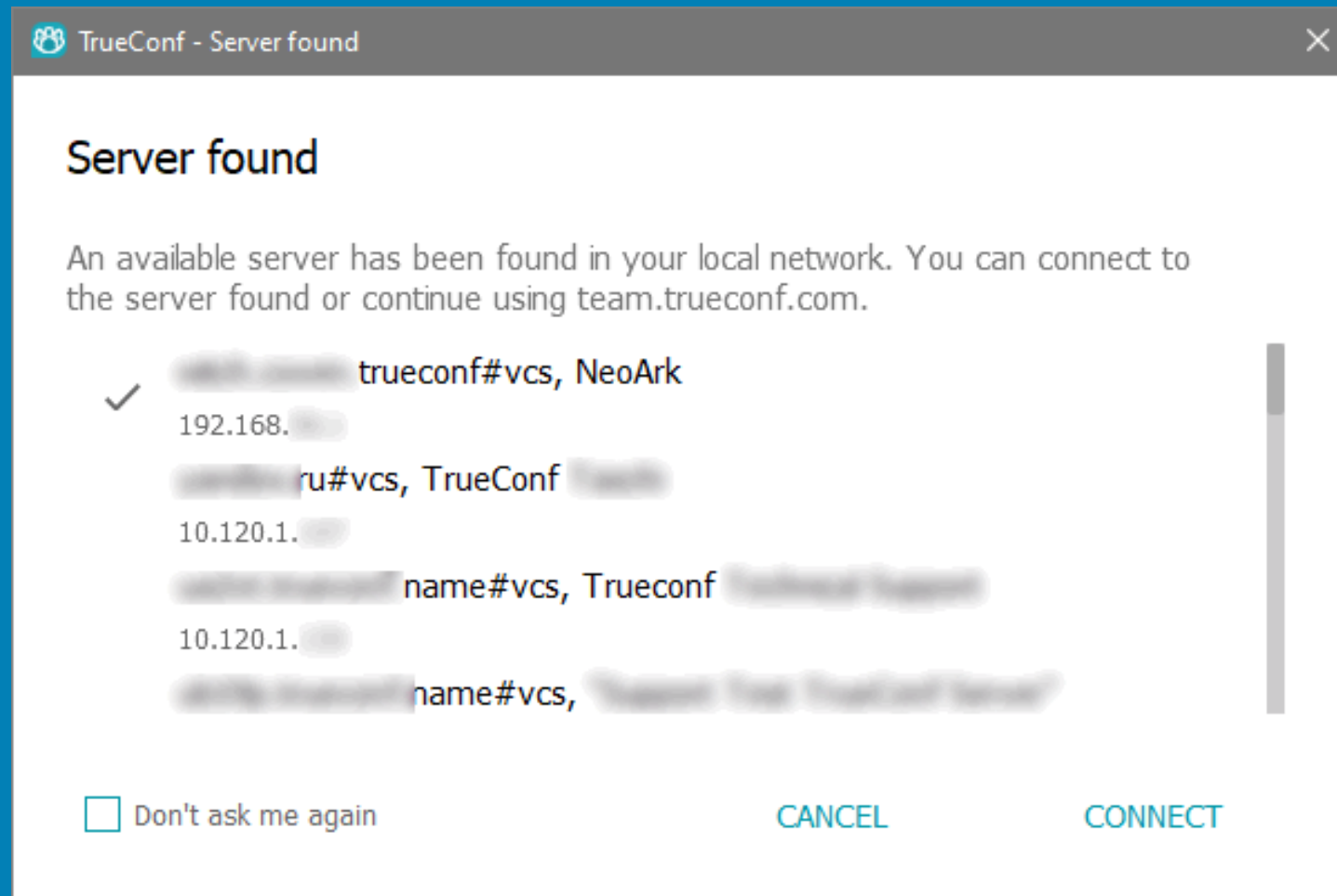
Thomas Hart

Administration of user-created conferences (it is shown while it is active)

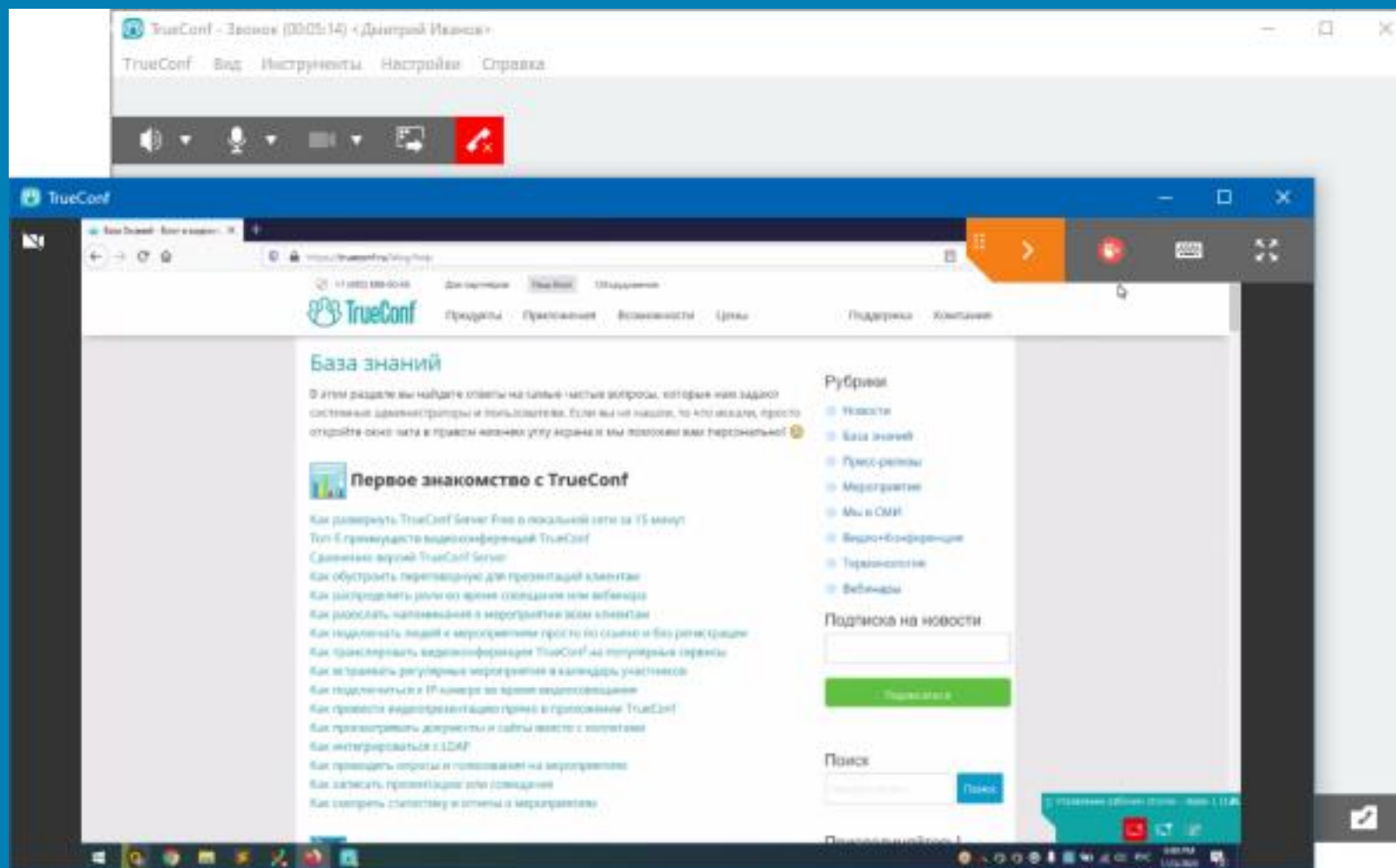
Displaying a list of pending users

The screenshot displays the TrueConf Conference interface. The main window shows a video call in progress with a large central video feed of a man wearing a headset. Below it are smaller video feeds for other participants: Vlad_P, Taylor Harding, and Rob Stanton. The top of the window shows the TrueConf logo, menu options (View, Tools, Settings, Help), and the conference ID @85.202.239.42. On the right side, there is a 'Conference Manager' sidebar with tabs for 'TOOLS' and 'PARTICIPANTS (4)'. Under 'PARTICIPANTS (4)', there is a search bar and a list of participants: Vlad_P (vladislav_p), Rob Stanton (rob), Taylor Harding (taylor_h), and @85.202.239.42 (#h323:@85.202.239.42/6bef21559...). Below this list, a 'Pending users' section is highlighted with a red box, showing one pending user: Simone Groove (simone). At the bottom of the sidebar, there is a 'REACTIONS' button and a row of icons for various conference functions.

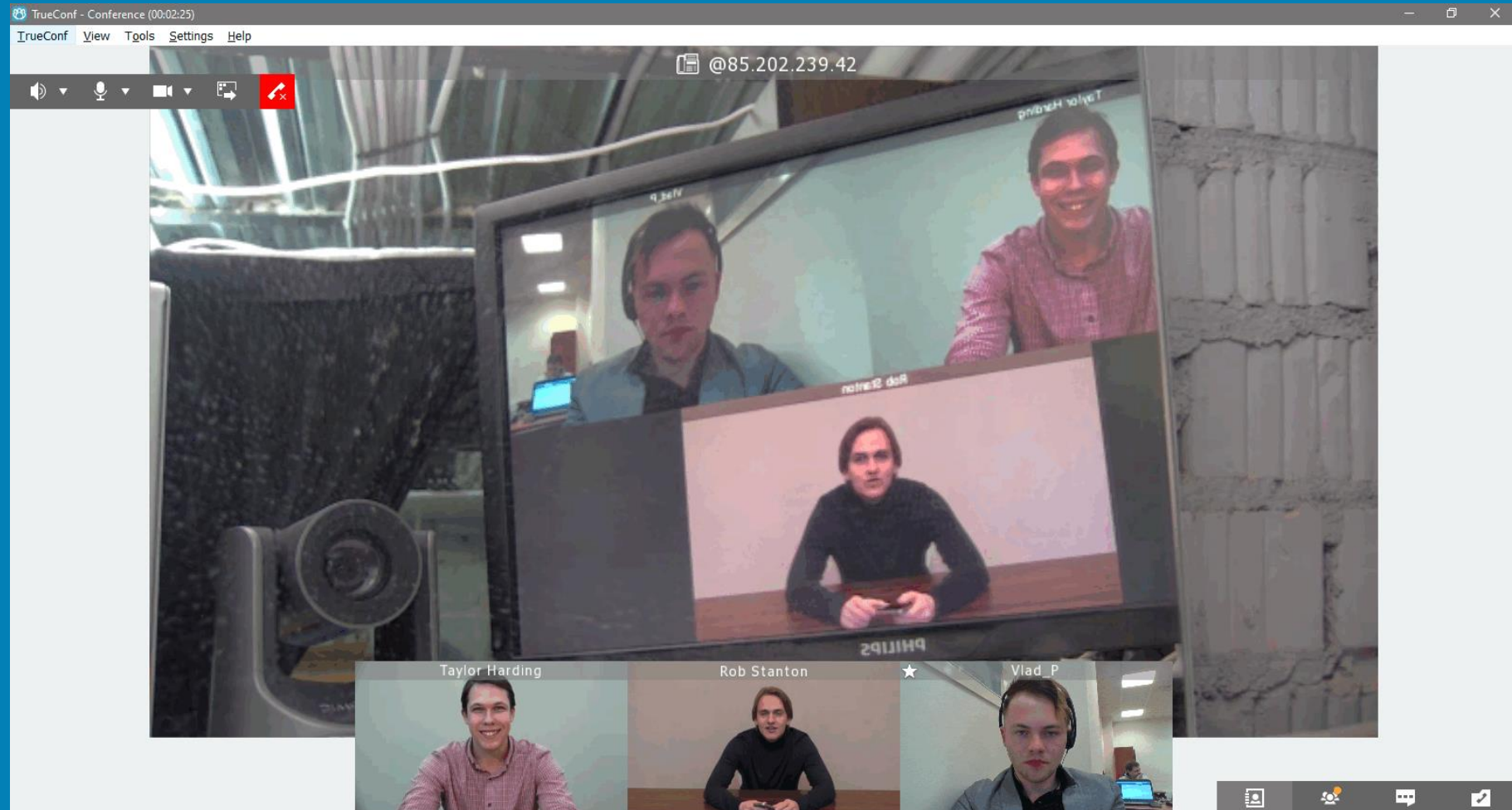
Autodetection of a server located on the local network by the TrueConf client application (7.5.0+)




Remote desktop control (TrueConf for Windows 7.5.0+)



Disabling a self-view image for SIP/H323/RTSP endpoints during a conference



Sharing content from TrueConf applications in the conference layout




Also:





- Sending to SIP/H323 endpoints video in Full HD quality
- Using GPU to minimize CPU loading
- Sharing to SIP/H323 endpoints content from TrueConf applications in full-screen mode automatically (using BFCP/H239 protocol)





@85.202.239.42



<p>Rob Stanton</p> 	<p>Simone Groove</p> 	<p>Taylor Harding</p> 	<p>Additional Content</p> 
--	--	---	---

Conference Manager

TOOLS PARTICIPANTS (5)

Collaboration tools

- Open conference chat
- Recording
- Slide Show
- Screen Sharing

Video window layout

To set common layout for all conference participants, proceed to advanced conference manager

PROCEED

Conference moderator prohibited to change video layout for conference participants

- Gallery View
- Speaker View



Switch to Active Speaker

Conference options

Don't request confirmation for joining the conference

Title
Conference

Mode
Sym Screen sharing - Screen 1 (1600x900)





TrueConf

supports sending video in 60 FPS



TrueConf

Streaming to YouTube without any additional software



YouTube



TrueConf



TrueConf